

# primus

laundry equipment

**Xtreme**  
in innovation

## Professional Washer Extractors Professional Dryers

SP10

SD10



### FEATURES WASHER EXTRACTORS

- Stainless steel outer and inner drum
- Industry-leading 440 G-Force extraction removes more moisture, minimizing drying times and utility costs
- Totally freestanding: can be installed on any floor and any level
- Suspension with new out-of-balance logic
- Soap box with four compartments
- Door opens 180° for easy loading and unloading
- Standard with drain pump, drain valve optionally available
- Top, front and side panels standard available in anthracite grey
- Electrical heating or boiler-fed
- 6 wash programs
- Possibility of programming cycle modifier options » Added prewash » Extra wash time » Extra rinse
- LED indication of the status of the program
- Time remaining countdown

### FEATURES DRYERS

- Galvanized steel cylinder
- Oversized lint filter located in front for easy cleaning
- Powerful exhaust blower assures short drying times and low operating costs
- Wide door opening of 180° for easy loading and unloading
- Top, front and side panels standard available in anthracite grey
- Electrical or gas heating
- 4 drying programs
- LED indication of the status of the program
- Time remaining countdown



COMPACT DESIGN

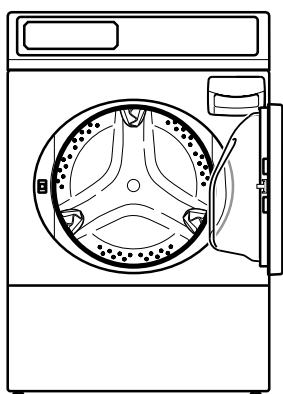


EASY OPERATION

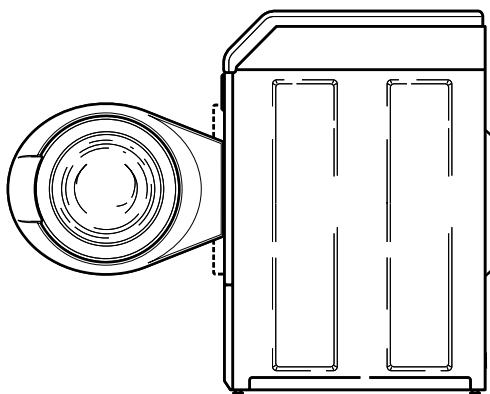
TYPE		SP10
CAPACITY	kg	10
DRUM VOLUME	l	96,8
MOTOR		
Frequency controlled	kW	0,67
EXTRACTION SPEED	rpm	1200
G-FACTOR		440
ELECTRICAL CONNECTION		1x220-240V 50/60Hz 3x220-240V 50Hz 3x380-415V 50Hz 3x380-415V+N 50 Hz
ELECTRICAL HEATING	kW	4,8
DRAIN		
Pump		standard
Drain valve		available
DIMENSIONS		
HxWxD	mm	1027x683x704
TRANSPORT DATA		
Gross weight	kg	122
Net weight	kg	113
Volume (packed)		
Cardboard packing	m <sup>3</sup>	0,71
Dimensions (packed)	mm	1156x737x832

TYPE		SD10
CAPACITY	kg	10
DRUM VOLUME	l	198
ELECTRICAL CONNECTION		1x220-240V 50/60Hz 3x220-240V 50Hz 3x380-415V 50Hz 3x380-415V+N 50 Hz
ELECTRICAL HEATING	kW	5,2 (230V) 5,3 (400V)
GAS HEATING	kW	7,3
MOTOR POWER	kW	0,25
DIMENSIONS		
HxWxD	mm	1027x683x711
TRANSPORT DATA		
Gross weight	kg	73
Net weight	kg	68
Volume (packed)		
Cardboard packing	m <sup>3</sup>	0,71
Dimensions (packed)	mm	1156x737x832

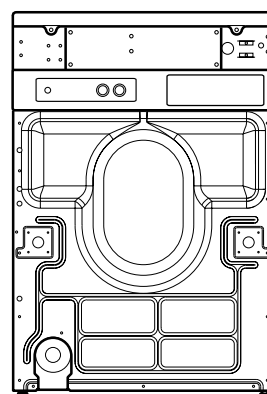
SP10 Front View



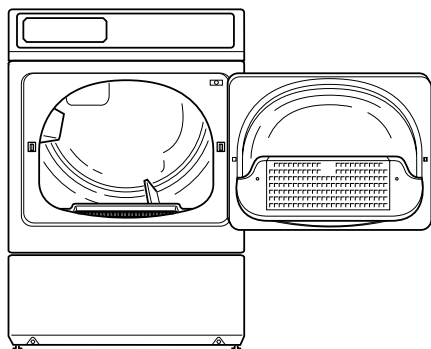
SP10 Side View



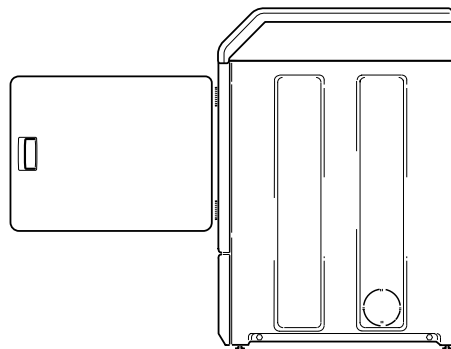
SP10 Back



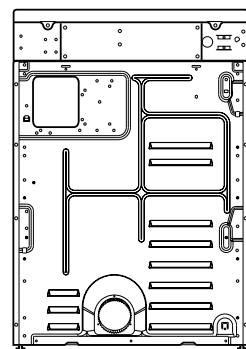
SD10 Front View



SD10 Side View



SD10 Back



Primus preserves the right to change the machines and the specification in this leaflet at any time, without prior notice. Details and photographs are only for information and never binding.

[www.primuslaundry.com](http://www.primuslaundry.com)

ISO 9001  
ISO 14001  
BUREAU VERITAS  
Certification

