

Xtreme
in innovation

primus

laundry equipment

TUMBLE DRYERS

DX11, DX13, DX16, DX24



FEATURES

- Easy to use timer
- Electrical, Gas and Steam heating
- Large door opening for easy loading and unloading (Ø57cm DX11, 13, 16, Ø68cm DX24)
- Galvanized drum
- Axial airflow
- Large lint filter

OPTIONS

- Stainless steel drum
- Stainless steel front panel
- Coin operated version
- Full OPL microprocessor
- Reversing drum
- Residual moisture control Sensodry+® (only with Full OPL microprocessor):
 - lower energy and utility costs
 - lower linen replacement costs
- SafeTech™ Fire Suppression System



FAST DRYING
CYCLES



EASY OPERATION



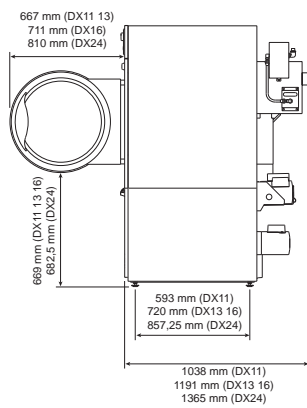
SERVICE FRIENDLY

senso.dry+

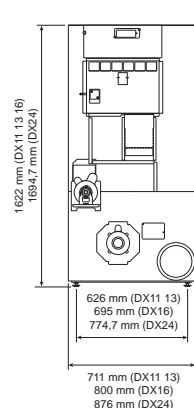
SafeTech™

| TYPE | | DX11 | DX13 | DX16 | DX24 |
|---------------------------|--------|--|---------------|---------------|---------------|
| CAPACITY | | | | | |
| Capacity | kg | 11,5 | 13,5 | 16 | 24 |
| Drum volume | l | 217 | 271 | 347 | 491 |
| Drum diameter | mm | Ø673 | Ø673 | Ø762 | Ø838 |
| AIRFLOW | | | | | |
| 50 Hz | l/s | 203 | 203 | 260 | 283 |
| 60 Hz | l/s | 236 | 236 | 307 | 330 |
| DRYING AVERAGE | | | | | |
| Gas heating | g/min | 222 | 258 | 331 | 444 |
| Electric heating | g/min | 172 | 272 | 335 | 399 |
| MOTOR | | | | | |
| Fan | kW | 0,187 | 0,187 | 0,187 | 0,375 |
| Drive | kW | 0,187 | 0,187 | 0,187 | 0,375 |
| GAS HEATING | | | | | |
| Energy | kW | 18,8 | 21,4 | 26,4 | 29,9 |
| Energy | kBTU/h | 64 | 73 | 90 | 102 |
| Electrical connection | | 1x200-240V 50/60Hz, 3x200-240V 50/60Hz 3x380-415V 50Hz, 3x380-415/440V 60Hz | | | |
| Gas connection | NPT | 1/2" | 1/2" | 1/2" | 1/2" |
| STEAM HEATING | | | | | |
| High pressure 6,9 bar | kW | 39,6 | 39,5 | 48,6 | - |
| | kBTU/h | 135 | 134,7 | 166 | - |
| Electrical connection | | 1x200-240V 50/60Hz, 3x200-240V 50/60Hz 3x380-415V 50Hz, 3x380-415/440V 60Hz | | | |
| Steam connection | NPT | 3/4" | 3/4" | 3/4" | - |
| ELECTRICAL HEATING | | | | | |
| Energy | kW | 12 | 21 | 24 | 27 |
| Electrical connection | | 3x200-240V 50/60Hz, 3x380-415 50Hz, 3x380-415/440V 60Hz | | | |
| EXHAUST | Ø/mm | 152 | 152 | 203 | 203 |
| DIMENSIONS | | | | | |
| HxWxD | mm | 1622x711x1038 | 1622x711x1191 | 1622x800x1191 | 1695x876x1362 |
| Net weight | kg | 137 | 150 | 164 | 197 |
| TRANSPORT DATA | | | | | |
| Gross weight | kg | 151 | 165 | 179 | 216 |
| Packing HxWxD | mm | 1753x762x1092 | 1753x762x1245 | 1753x838x1245 | 1829x902x1489 |

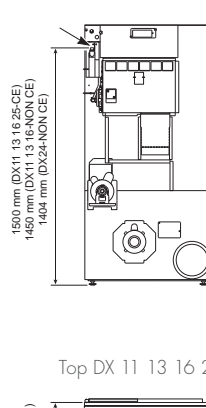
Side DX 11 13 16 24



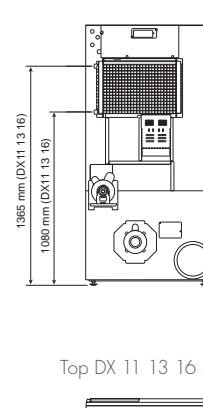
Back DX 11 13 16 24 Electric



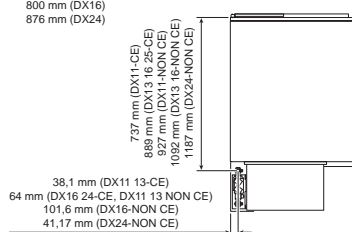
Back DX 11 13 16 24 Gas



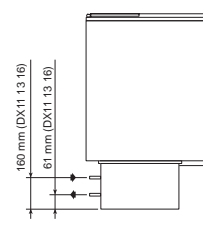
Back DX 11 13 16 Steam



Top DX 11 13 16 24 Gas



Top DX 11 13 16 Steam



Primus preserves the right to change the machines and the specification in this leaflet at any time, without prior notice. Details and photographs are only for information and never binding.

www.primuslaundry.com

ISO 9001
ISO 14001

BUREAU VERITAS
Certification

