

Xtreme
in innovation

primus

laundry equipment

Professional Washer Extractors

C 6, C 8



FEATURES

- Large capacity - 6/8 kg
- Stainless steel cabinet (AISI 304)
- Stainless steel drum and tub
- Easy to use timer, economy programmes, mop programmes
- Short washing cycle
- Large drain valve (Ø50 mm)
- Soap hopper on the top
- Frequency controlled motor
- PowerWash® perforated lifting ribs: more mechanical action, lower water consumption
- SuperEco washing programmes - significantly reduces water and electricity consumption

OPTIONS

- Coin operated timer
- Drain pump
- Liquid soap pumps



COMPACT DESIGN



STAINLESS STEEL
IDENTITY



LARGE DOOR
OPENING

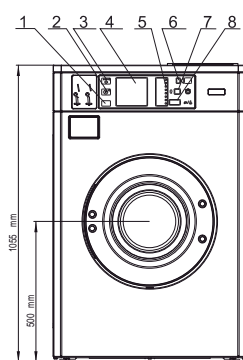
POWERWASH

supereco

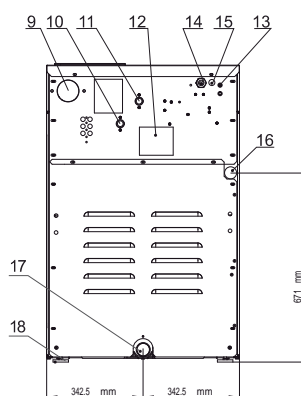
TYPE		C 6	C 8
CAPACITY	kg/lb	6/15	8/18
DRUM DIAMETER	mm	Ø530	Ø530
DRUM VOLUME	l	60	73
MOTOR			
Frequency controlled		standard	standard
EXTRACTION SPEED	rpm	1150	1100
G-FACTOR		390	360
ELECTRICAL CONNECTION		1×220-240V 50/60Hz 3×220-240V 50/60Hz 3×380-440V 50/60Hz 1×380-440V 50/60Hz	
ELECTRICAL HEATING	kW	Standard 6kW Optional 3 or 9kW	
WATER CONNECTION			
Warm water max. 70 °C		3/4"	3/4"
Cold water connection		3/4"	3/4"
DRAIN			
Drain valve		standard	standard
Pump		available	available
DIMENSIONS			
H×W×D	mm	1055×685×665	1055×685×690
TRANSPORT DATA			
Gross weight			
Foil packing	kg	175	185
Net weight	kg	165	175
Volume (packed)			
Foil packing	m ³	0,631	0,631
Foil packing H×W×D	mm	1200×710×740	1200×710×740
WATER CONSUMPTION			
Cold and hot water per cycle*	l	40 + 8	48 + 12

* Tested in accordance of EN 604 56 norm, The data concerning dimensions of machines include all extended parts

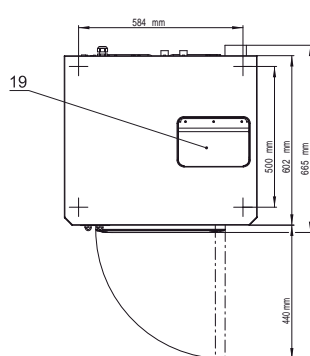
FRONT C 6 8



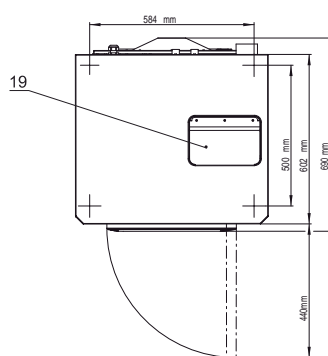
BACK C 6 8



TOP C 6



TOP C 8



1. Door open push button
2. F push button
3. START push button
4. Card of wash programs
5. LED of cycle indicators
6. LED of program display
7. LED of remaining time display
8. LED of option temperature display
9. Tub ventilation
10. Connection of cold water
11. Connection of hot water
12. Serial plate
13. Fuses
14. Electrical connection of the machine
15. Plug
16. Hose orifice of the version with drain pump
17. Drain of the version with drain valve
18. Adjustable leg
19. Soap hopper

The company Primus preserves the right to change the machines and the specification in this leaflet at any time, without prior notice. Details and photographs are only for information and never binding.

www.primuslaundry.com

